



**NORTHWEST ARKANSAS  
BEEKEEPERS  
ASSOCIATION**



---

Beginning Beekeeping Series



# Tonight's Agenda

- ❖ Welcome
  - ❖ Follow-up
  - ❖ First Inspections / Mgmt
  - ❖ Honey Harvesting
- ❖ Break
  - ❖ Hive Pests
  - ❖ Winter Prep



NORTHWEST ARKANSAS  
**BEEKEEPERS**  
ASSOCIATION





**NORTHWEST ARKANSAS  
BEEKEEPERS  
ASSOCIATION**

---

**Beginning Beekeeping : Part 3**



NORTHWEST ARKANSAS  
**BEEKEEPERS**  
ASSOCIATION

## Clarifications

- Feeding Honey
  - Not recommended
  - Capped frames if you must
- Reduce entrance to smallest opening after installing bees.
- Smoker Fuel
  - Most use pine needles





NORTHWEST ARKANSAS  
**BEEKEEPERS**  
ASSOCIATION

## Clarifications

- Lawn Services
  - Avoid insecticides
  - Usually not a problem
- Mosquito Services
  - Lethal to honey bees
  - Spray at night
  - Close up hive





NORTHWEST ARKANSAS  
**BEEKEEPERS**  
ASSOCIATION

# *Hive Inspections / Mgmt*

---



NORTHWEST ARKANSAS  
**BEEKEEPERS**  
ASSOCIATION

## General Rules

- Always know why you are opening the hive.
- Bee calm !!
- Use as little smoke as possible.
- Avoid rolling bees.
- Read the room.
- Push all frames together.
- Close hive carefully.





## Package Bees

- Open hive after 4-5 days w/  
a little smoke
- Confirm queen has been  
released
- If not, remove candy plug  
and release in between  
frames
- Close hive





NORTHWEST ARKANSAS  
**BEEKEEPERS**  
ASSOCIATION

## After 10 – 14 Days

- Confirm queen is laying
- If no eggs or larva, contact bee supplier





## After 10 – 14 Days

- Add a second brood box if 7 out of 10 frames has drawn comb.
- Move outside frames in to encourage drawing comb.
- If less than 7 frames drawn, close, continue feeding and check back in another 7 days.





NORTHWEST ARKANSAS  
**BEEKEEPERS**  
ASSOCIATION

## Adding Honey Supers

- After you've added 2 brood boxes.
- Pull up drawn comb if possible.
- Avoid queen excluder until at least a few frames are drawn.
- Check every 1-2 weeks





NORTHWEST ARKANSAS  
**BEEKEEPERS**  
ASSOCIATION

## Robbing & Bearding

- Bees are opportunists, hoarders and will rob weak hives.
  - Agitated, dripping off cover.
  - flying directly into hive, no pollen, dead bees.
- Bearding is normal in hot weather.
  - Calm and just hanging out on the porch.





NORTHWEST ARKANSAS  
**BEEKEEPERS**  
ASSOCIATION

## Preventing Robbing

- Reduce entrances after honey harvest through winter
- Consider robber screens
- Careful when inspecting in late July and August





NORTHWEST ARKANSAS  
**BEEKEEPERS**  
ASSOCIATION

## Stopping Robbing

- Cover hive with a wet sheet
- Block all entrances for 1-2 days
- As soon as all is calm, assess stores and feed if necessary
- Go back to prevention





NORTHWEST ARKANSAS  
**BEEKEEPERS**  
ASSOCIATION

# *Honey Harvesting*

---



NORTHWEST ARKANSAS  
**BEEKEEPERS**  
ASSOCIATION

## Steps for Harvesting

- Sorting Frames
- Removing Bees
- Removing Honey
- Straining
- Bottling






NORTHWEST ARKANSAS  
**BEEKEEPERS**  
ASSOCIATION

## Sort for Readiness

- Cull frames <75% capped
- Moisture content
  - Below 18%
  - Shake test





NORTHWEST ARKANSAS  
**BEEKEEPERS**  
ASSOCIATION

## Removing Bees from Supers

- Fume Board
- Escape Board
- Manual



**Fume Board**



**Escape Board**



NORTHWEST ARKANSAS  
**BEEKEEPERS**  
ASSOCIATION

## Fume Board Products

- Recommendation: Stick with food safe ingredients
- **Honey Bandit**
- Fisher Bee-Quick
- Honey Robber
  - Butyric



**Fume Board**



NORTHWEST ARKANSAS  
**BEEKEEPERS**  
ASSOCIATION

## Fume Board

- Leave in sun to heat up
- Spray with product of choice making sure to get edges
- Place on top of hive
- Wait 5 to 10+ min.
- Remove super
- Place on top of next super





NORTHWEST ARKANSAS  
**BEEKEEPERS**  
ASSOCIATION

## Escape Board

- Place the escape board triangle side down below honey supers
- Wait 24-48 hours
- Remove supers





NORTHWEST ARKANSAS  
**BEEKEEPERS**  
ASSOCIATION

## Manual

- Open the hive
- Shake & gently brush
- Place cleared frames in TIGHT container





NORTHWEST ARKANSAS  
**BEEKEEPERS**  
ASSOCIATION

## Stragglers

- Set frame on edge
- Leaf blower or shop vac on reverse
- **BEE GENTLE!**





NORTHWEST ARKANSAS  
**BEEKEEPERS**  
ASSOCIATION

## Bag Supers

- Keeps honey under control
- Keeps bees out
- Some pest protection
- Stack until harvest (2-3 days max)
- Store in an enclosed area the bees cannot get to





NORTHWEST ARKANSAS  
**BEEKEEPERS**  
ASSOCIATION

## Harvesting Location Tips

- Shop, kitchen, garage
- Honey flows best when its warm
- Beekeepers flow best when they are NOT warm
- When honey is in the air the bees WILL find it
- Use drop cloths or newspaper





NORTHWEST ARKANSAS  
**BEEKEEPERS**  
ASSOCIATION

## Removing Honey Three Main Options

- Extract
- Crush & Strain
- Cut-Comb or Chunk





NORTHWEST ARKANSAS  
**BEEKEEPERS**  
ASSOCIATION

## Extractor

- Labor saving
- Preserves honeycomb for next season
- Association has extractors for loan

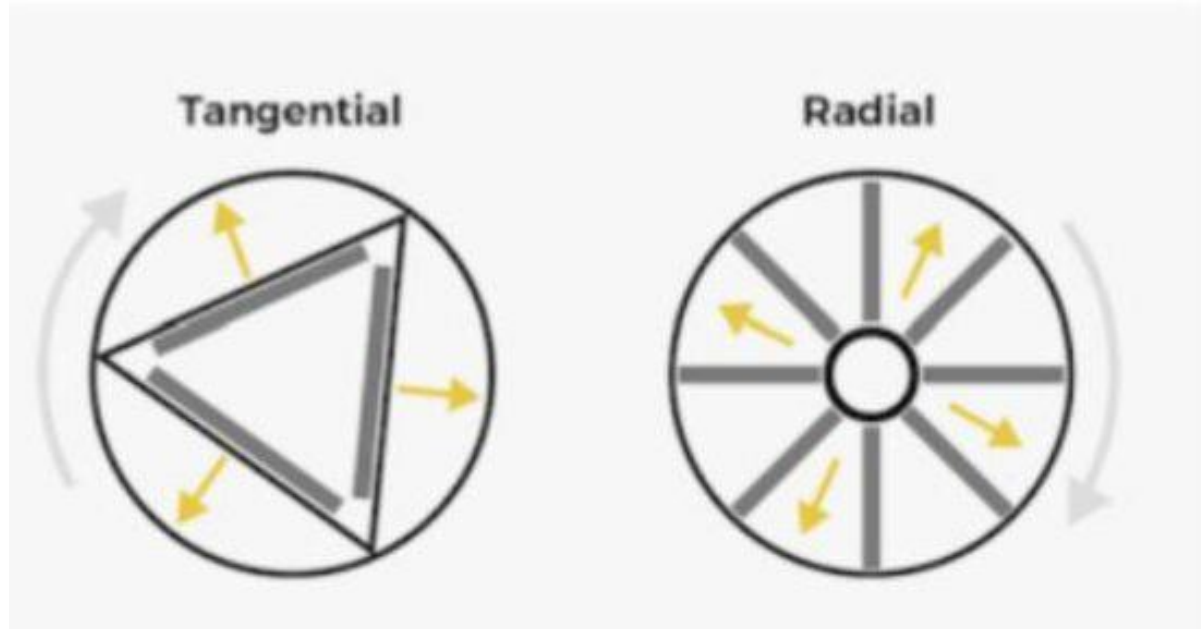




NORTHWEST ARKANSAS  
**BEEKEEPERS**  
ASSOCIATION

## Extractors

- Two types of extractors
  - Radial
  - Tangential
- Both use centrifugal force





NORTHWEST ARKANSAS  
**BEEKEEPERS**  
ASSOCIATION

## Uncapping Tank Options

- Bucket
- Plastic tote
- Chaffing dishes
- Honey Gate (Options)
- Make an uncapping rack





NORTHWEST ARKANSAS  
**BEEKEEPERS**  
ASSOCIATION

## Uncapping

- Uncapping Knife (Heated Option)
- Uncapping Fork
- Uncapping Roller





NORTHWEST ARKANSAS  
**BEEKEEPERS**  
ASSOCIATION

## Uncapping

- Slice the cappings with the knife over your uncapping tank
- Lift cappings with the fork
- Puncture with a roller





NORTHWEST ARKANSAS  
**BEEKEEPERS**  
ASSOCIATION

## Load Frame into Extractor

- Keep weight as balanced as possible
- Spin for 5-12 minutes
- Check frame weight





NORTHWEST ARKANSAS  
**BEEKEEPERS**  
ASSOCIATION

## Strain Honey From Extractor

- Strain honey from extractor into bucket with a honey gate
- Watch for honey level inside extractor and bucket
- Good to have two buckets
- Scrap wax out of strainer as needed





NORTHWEST ARKANSAS  
**BEEKEEPERS**  
ASSOCIATION

## Cappings

- Treat it just like honey from the extractor
- Alternatively, scrap into a bucket with a paint strainer and allow honey to drain (More on this later)
- Bottle as before





NORTHWEST ARKANSAS  
**BEEKEEPERS**  
ASSOCIATION

## Crush & Strain

- Scrape or cut the comb from the frame
- Crush It
- Strain
- Bottle





NORTHWEST ARKANSAS  
**BEEKEEPERS**  
ASSOCIATION

## Crush & Strain

- Scrape the comb from the frame if using plastic foundation
- Spatula or putty knife
- Or cut it out when using foundationless frames





NORTHWEST ARKANSAS  
**BEEKEEPERS**  
ASSOCIATION

## Crush & Strain

- Crush
  - Potato masher
  - Hands
- Avoid power tools





NORTHWEST ARKANSAS  
**BEEKEEPERS**  
ASSOCIATION

## Crush & Strain

- Post Crush





NORTHWEST ARKANSAS  
**BEEKEEPERS**  
ASSOCIATION

## Crush & Strain

- Strain through fine mesh filter





NORTHWEST ARKANSAS  
**BEEKEEPERS**  
ASSOCIATION

## Crush & Strain

- Alternatively strain through a paint filter using the double bucket method
- Wash your paint strainer before use with mild dish soap
- Food safe buckets





NORTHWEST ARKANSAS  
**BEEKEEPERS**  
ASSOCIATION


## All those cappings and comb

- Rinse or set out on a tray for bees to clean (they'll find it)
- If not rendering right away, freeze
- If you used a paint strainer, place in pot with water and bring to very low boil
- Remove the bag and dispose
- Wax floats to top and solidifies



# Cut-Comb Honey

- Cannot use plastic or wired foundation
- You need cut-comb foundation or foundationless frames
- Cut-comb foundation is thin and requires wedge top bar frames
- Foundationless frames are blank with some type of starter strip





NORTHWEST ARKANSAS  
**BEEKEEPERS**  
ASSOCIATION

## Cut-Comb Honey

- You need cut comb foundation in your frames or foundationless
- Use a sharp knife to cut to desired dimensions (buy your containers first)
- For best presentation, and less mess, allow cut squares to drain before packaging






NORTHWEST ARKANSAS  
**BEEKEEPERS**  
ASSOCIATION

## Clean Up

- Put wet frames back in honey supers and on a hive
- Leave for 24-48 hours
- Store frames protected until next year





NORTHWEST ARKANSAS  
**BEEKEEPERS**  
ASSOCIATION

## Bottle Your Honey

- 1 pound of honey is approximately 12 fluid ounces
- Standard pint mason jar is 16 fluid ounces





Enjoy Your Sweet  
Reward



NORTHWEST ARKANSAS  
**BEEKEEPERS**  
ASSOCIATION

# *Hive Pests*

---



NORTHWEST ARKANSAS  
**BEEKEEPERS**  
ASSOCIATION

## Varroa Mites

- Leading cause of colony loss.
- No natural defense.  
(VSH traits)
- Vector for viruses.





## Varroa Mites

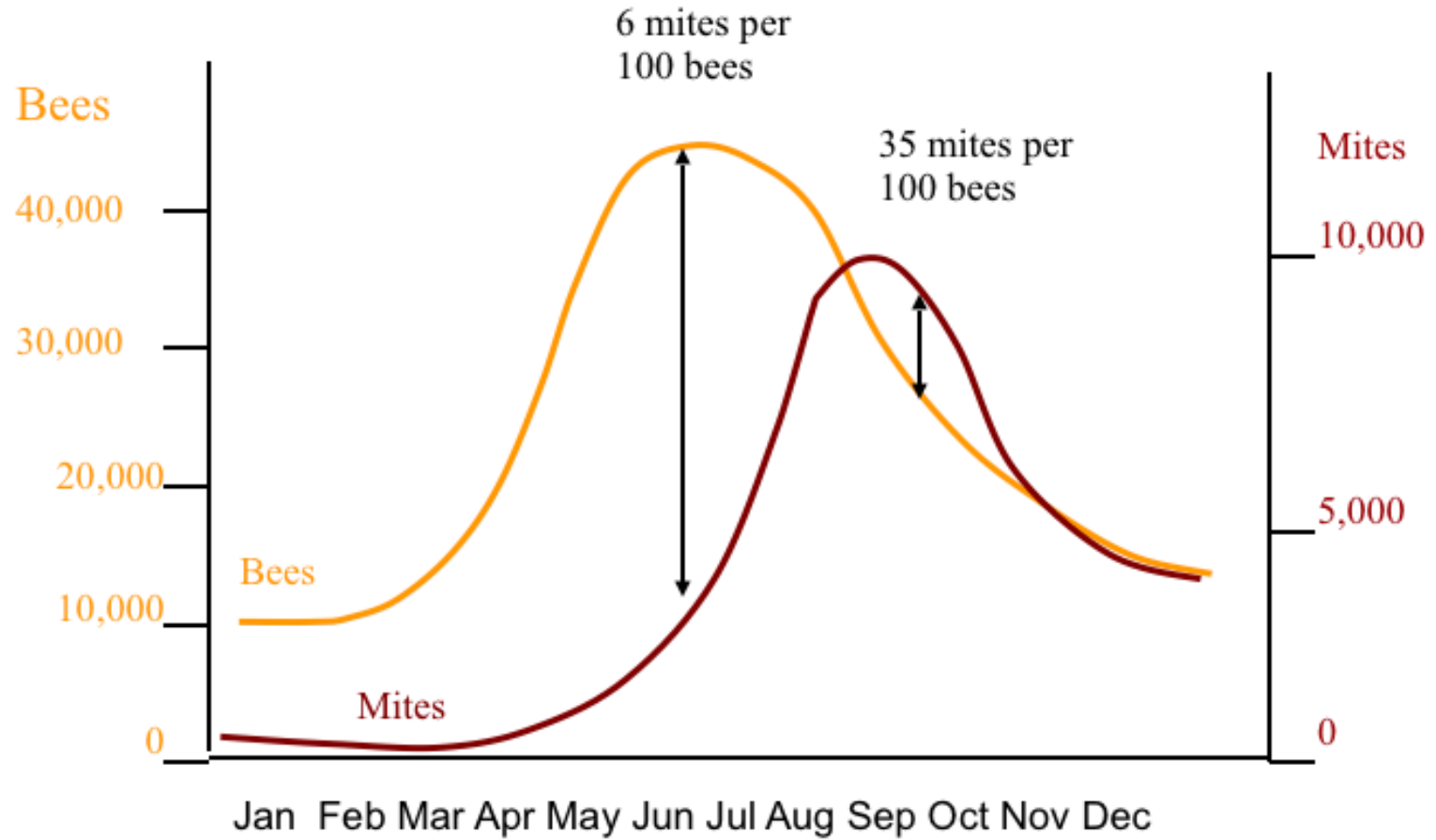
- Jumps into brood cells just before capping to reproduce.
- Prefers larger drone brood cells.
- Vector for viruses.





## Varroa Mites

- Mite population peaks in late Aug early Sept.
- This hive probably won't make it through winter.





NORTHWEST ARKANSAS  
**BEEKEEPERS**  
ASSOCIATION

## Alcohol Wash

- Most accurate.
- Wash for 2 minutes.
- Count mites.







NORTHWEST ARKANSAS  
**BEEKEEPERS**  
ASSOCIATION

## Sticky Board

- Requires screened bottom board.
- Spray canola oil (PAM) to cover insert.
- Use grid to count mites.





## Treatment Options

- Synthetic Miticide
  - Apivar Strips
  - Resistance Documented
- Formic Acid
  - Mite Away Strips
  - Formic Pro
- Oxalic Acid
  - Dribble Method
  - Vaporization
  - Extended Release Strips





NORTHWEST ARKANSAS  
**BEEKEEPERS**  
ASSOCIATION

## Oxalic Acid

- Vaporizer
  - Expensive/Quick/Effective
  - Requires Multiple Treatments
  - Respirator Required
- Dribble Method
  - Precise Mixing Required
  - Api-Bioxal (Premixed)
  - Precise Dosing Required
- Extended-Release Strips
  - Varroxxan
  - Can be used w/ honey supers.





NORTHWEST ARKANSAS  
**BEEKEEPERS**  
ASSOCIATION

## New Varro Mite Treatment

- RNAi Technology.
- Prevents mites from reproducing.
- Effective for 4-5 months.
- Not cheap.





NORTHWEST ARKANSAS  
**BEEKEEPERS**  
ASSOCIATION

## Varro Mite Treatments

- Always Read and follow label directions.
- Protective Equipment Required
- Have a plan.





NORTHWEST ARKANSAS  
**BEEKEEPERS**  
ASSOCIATION



## Small Hive Beetles

- Fly right in the front door.
- Lay eggs in the hive.
- Larva exits the hive and pupates in the soil around the hive.





NORTHWEST ARKANSAS  
**BEEKEEPERS**  
ASSOCIATION

## Small Hive Beetles

- Traps
- Swiffer Pads in hives
- Poison Bait
- Ground Drench
- Beneficial Nematodes



Beetle Barn





NORTHWEST ARKANSAS  
**BEEKEEPERS**  
ASSOCIATION



## Hive Beetle Prevention

- Chickens in the apiary because they have an "insatiable appetite" for beetle larvae
- Placing hives on concrete, or heavy landscape fabric covered with gravel makes it difficult for larvae to find soil to pupate in.
- Locating hives in full sun rather than shade can help, as larvae are sensitive to UV light and beetle populations often struggle in hotter, drier conditions.





NORTHWEST ARKANSAS  
**BEEKEEPERS**  
ASSOCIATION

## Wax Moths

- Usually only weak or unused equipment
- Larva burrow through comb eating everything in their path
- Build cocoons into woodware.





NORTHWEST ARKANSAS  
**BEEKEEPERS**  
ASSOCIATION

## Wax Moth Prevention

- Important to protect unused equipment
- Freeze frames for 48 hours if possible
- Open air storage. Moths prefer dark spaces.
- Damaged frame can be reused.





NORTHWEST ARKANSAS  
**BEEKEEPERS**  
ASSOCIATION

## Wax Moth Prevention

- Para-Moth Crystals
  - Stack boxes (5-6 high)
  - Fumes flow down
- Certan (Larvacide)
  - Mix carefully
  - Spray both sides of each frame





## Foul Brood

- American Foul Brood
  - Bad sulfur smell
  - Discoloration of pupa
  - Produces bacterium spores
  - Treatment : Burn it
- European Foul Brood
  - Sour or ammonia smell
  - Discoloration of pupa
  - Treatment : Antibiotics/Replace Queen
- **Contact State Bee Inspector**





NORTHWEST ARKANSAS  
**BEEKEEPERS**  
ASSOCIATION

# *Winter Prep*

---



NORTHWEST ARKANSAS  
**BEEKEEPERS**  
ASSOCIATION



## Prepare for Winter (Oct.)

- Winter bees (late August – Early October)
- Remove any remaining supers
  - Double Deep or
  - Deep & Medium
- Fall mite treatment
- Reduce Entrances





NORTHWEST ARKANSAS  
**BEEKEEPERS**  
ASSOCIATION

## Prepare for Winter

- Check resources (Sept-Oct)
  - Should weight 30-40 lbs
  - Feed 2:1 if needed
  - Consider small amounts of pollen patties (winter bees)
  
- Consider Mouse Guard





NORTHWEST ARKANSAS  
**BEEKEEPERS**  
ASSOCIATION

# Questions & Answers

---



NORTHWEST ARKANSAS  
**BEEKEEPERS**  
ASSOCIATION

# Mentorship Program

---



NORTHWEST ARKANSAS  
**BEEKEEPERS**  
ASSOCIATION

Please Complete Class Survey

---



**NORTHWEST ARKANSAS  
BEEKEEPERS  
ASSOCIATION**

---

## The NWABA Meets Monthly

- 2<sup>nd</sup> Monday of each month Feb-Sep
- 7:00 to 8:30 pm @ County Extension Office
- Educational Presentations
- Always open to the public



NORTHWEST ARKANSAS  
**BEEKEEPERS**  
ASSOCIATION


Thank You

---

( We must be out of the building by 7:45 )



**NORTHWEST ARKANSAS  
BEEKEEPERS  
ASSOCIATION**



---

Bee a Keeper !!

